



IAP2 BC Yukon Chapter 2023 Member Survey Summary

About this Survey

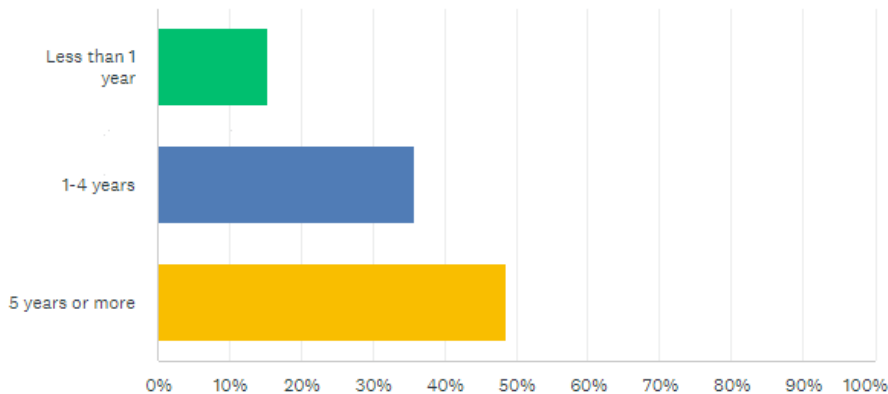
This survey was sent to members via the IAP2 BC Yukon Chapter member e-newsletter and promoted via social media, mainly LinkedIn. Although the survey was sent to approximately 300 members, the prize draw promotion drew online bot submissions and there were over 2,000 submissions in total.

Another challenge was that the Chapter currently only uses the free version of the Survey Monkey tool and this version allows users to view only the first 40 responses to a survey. Upon analyzing the viewable responses, a percentage of them were identified as not authentic (bot submissions). Further analysis of the results is required to remove bot responses from this data, which is not easily done with the tools available.

The summary below is preliminary and should not be considered fully accurate. Future surveys will be conducting using the IAP2 Canada Survey Monkey account.

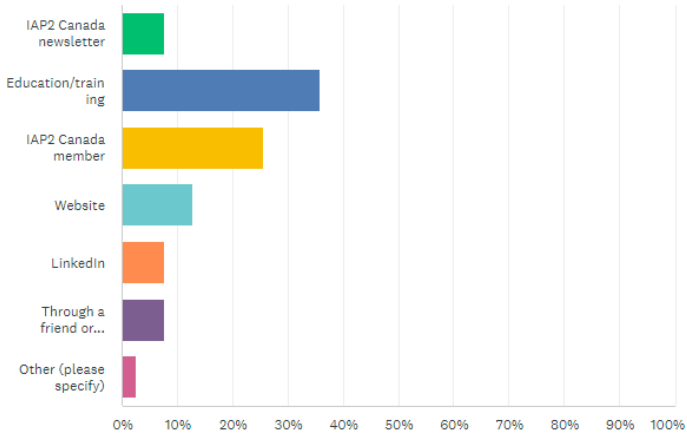
How long respondents have been an IAP2 member:

About half of our members have been an IAP2 member for less than five years, the other half have been a member for longer.



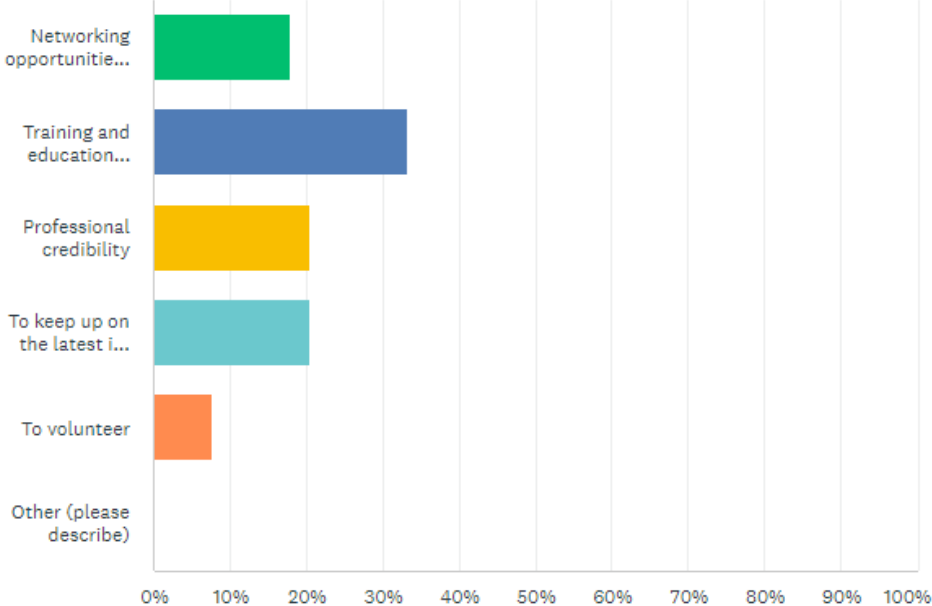
How respondents heard about the IAP2 BC Yukon Chapter:

Education and training, or being an IAP2 member elsewhere were the top ways people heard about the Chapter.



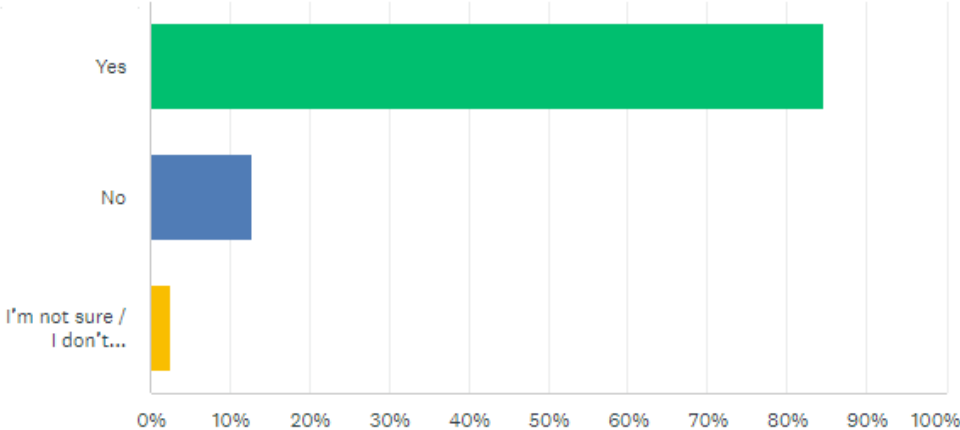
What made respondents join IAP2:

Training and education are the biggest reasons respondents chose to join IAP2.



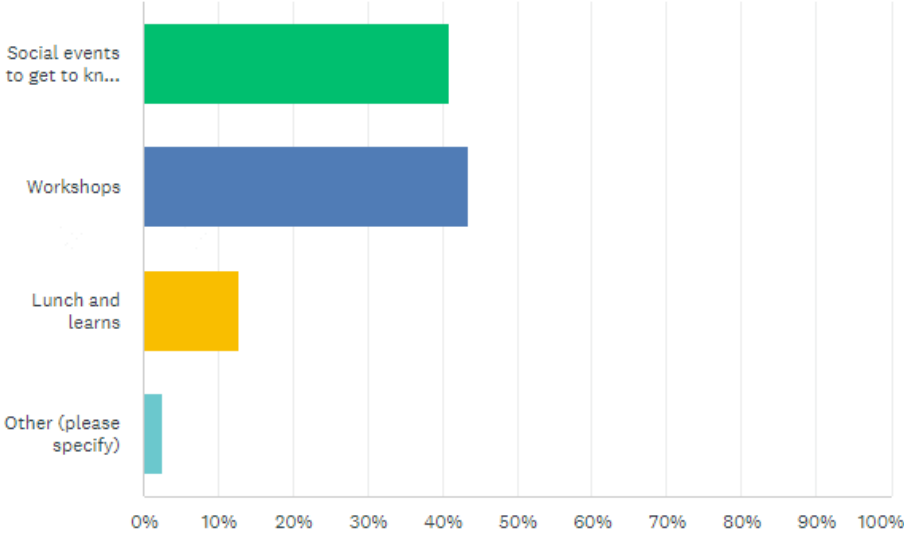
Have respondents attended a Chapter event before:

The vast majority of respondents have attended a Chapter event before.



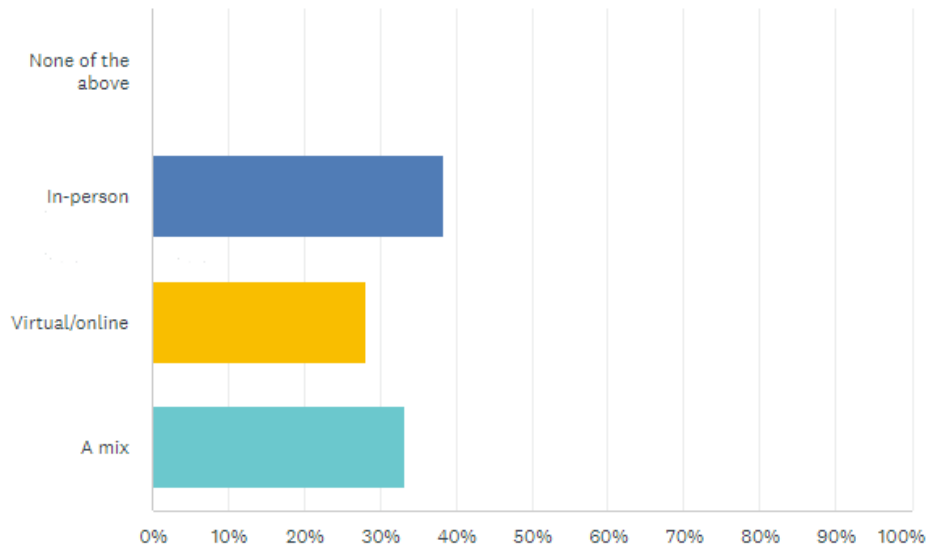
Types of events respondents would like to see in the BC Yukon Chapter:

Respondents are mostly interested in networking events and workshops. Lunch and learns were less favoured.



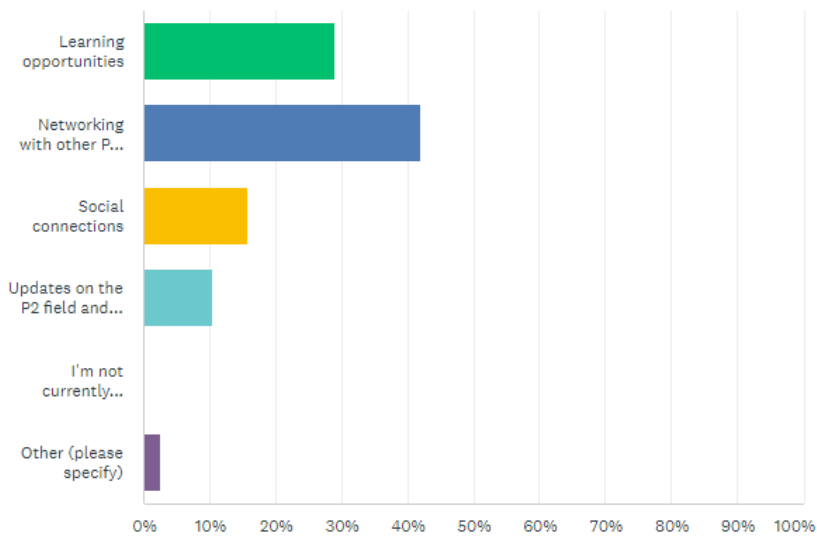
Preference for in person or virtual events:

Respondents were evenly divided between preference for in person, virtual, and a mix of these types of events.



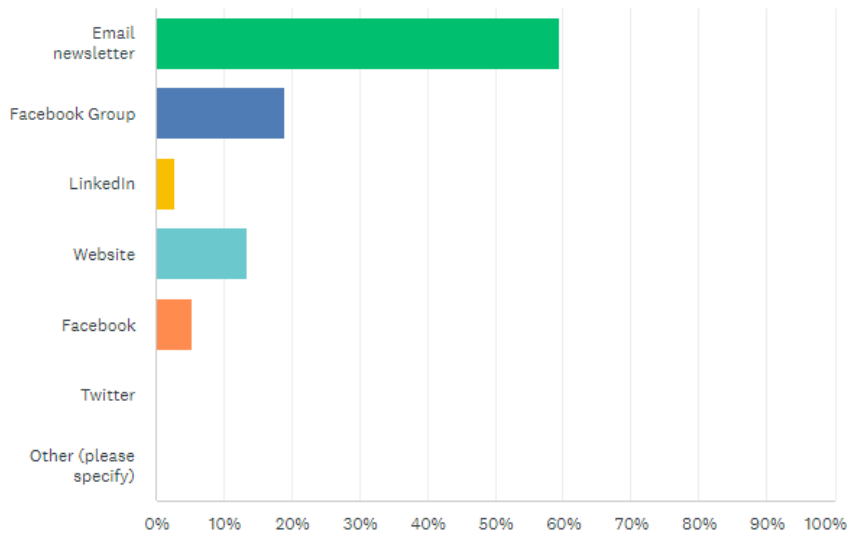
Benefits of membership respondents find most valuable:

Networking with other practitioners and learning opportunities were the top benefits. (One respondent chose "other" and stated networking is currently most valuable but would like to see more learning opportunities.)



How respondents would prefer to hear from us:

E-mail newsletter was by far the highest response, with Facebook Group coming in second.



Members with specialized skills/experiences they would be willing to volunteer or share with the Chapter through workshops or volunteering:

- Shooting and editing videos
- Speech and planning
- Data analysis
- Project management
- Financial planning and budgeting
- Conflict resolution skills
- Graphic design
- “Happy to host events on Vancouver Island”
- “Long time member – 30 years – happy to speak about recruiting and retaining members”

Topics respondents would be interested in learning more about through workshops, newsletters, or other events with the Chapter:

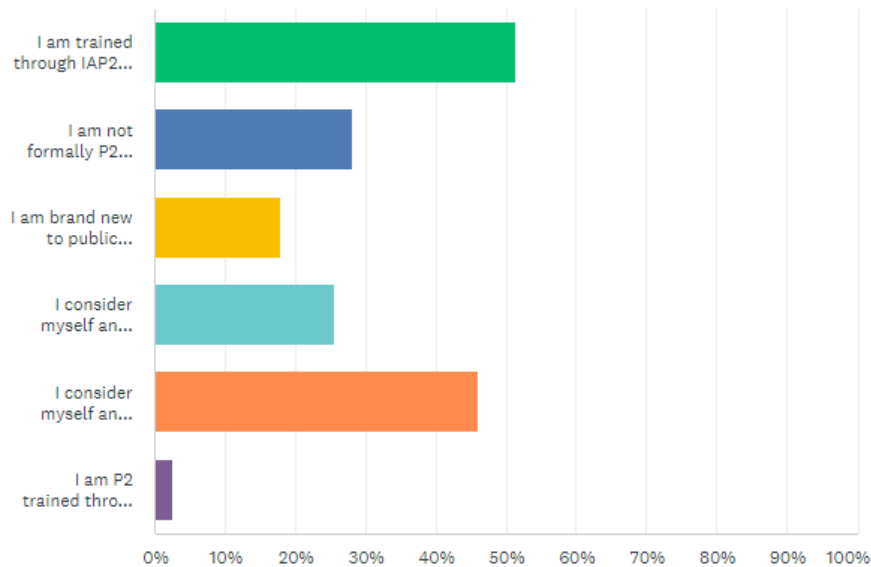
- De-escalation training
- Inclusion and diversity
- How others are using AI in the engagement space
- Troubleshooting engagement/workshopping current challenges with others, renovating the spectrum (ie. the “inform” challenge), DEI (through engagement lens), Reconciliation (through engagement lens)
- Surveys and what other local governments do with little funding on public engagement projects
- Youth engagement, climate emergency mobilization
- JEDI, measuring the success of engagement, quantifying value for decision makers, scientific approached to interpreting survey data

If the Chapter were to develop resources to support members in hosting events, workshops or social networking events, how likely respondents would be to coordinate an IAP2 event in their area:

Responses mostly ranged from likely, maybe and possibly to “Happy to”, “I would organize one with support,” and “I’m already in metro Vancouver region where there are events”

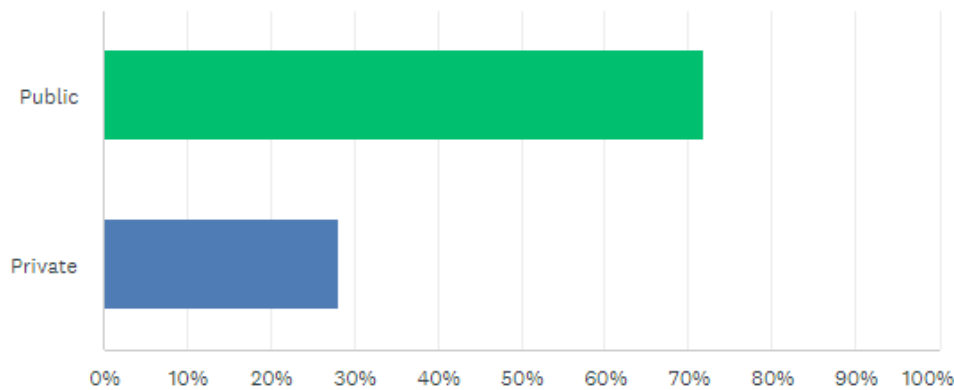
Where respondents are on their IAP2 learning path:

Most respondents are IAP2 trained, and consider themselves an intermediate level (25%) or experienced (46%) P2 practitioner. 28% are not formally P2 trained, and 17% identify as new to the practice.



Public or private sector:

The majority of respondents are in the public sector, however a third represent the private sector.



Lived experiences:

Responses to this question showed a wide variety of lived experiences by respondents. The most common were around household makeup (living with children/teens, multi-generational household), and respondents who are new to Canada and/or speak a primary language at home other than

French or English. There was one “other” response that indicated “ I am or someone in my household is a person of a minority religion”.

There are children or teens (under 18 years of age) living in my household	35.14%	13
I live in a multi-generational household (with 3 or more generations, e.g., including grandparents or grandchildren)	27.03%	10
The primary language we speak at home is not one of Canada’s official languages (i.e. not English or French)	24.32%	9
I am new to Canada (less than 5 years)	21.62%	8
I am the lone parent or caregiver to children / youth (18 years old and under) living in my house	21.62%	8
There are adult children, parents or other adults living in my household which I financially support and/or care for	21.62%	8
I am or someone in my household is a person from a racialized community / person of colour	18.92%	7
I am or someone in my household is a person with lived experience of addiction, homelessness, or accessing mental health services	18.92%	7
I or someone in my household is a person living with a mental or intellectual disability, learning disability, and/or is neurodivergent	16.22%	6
I identify or someone in my household identifies as a member of the LGBTQ2S+ community	13.51%	5
I am First Nations, Inuit, Métis or otherwise identify as Indigenous	10.81%	4
My household is a single income household	10.81%	4
I or someone in my household has spent time in the foster care / child welfare system	8.11%	3
None of the above	5.41%	2
I or someone in my household is a person living with a physical disability (including mobility challenges)	5.41%	2
Other (please specify)	Responses	2.70%
		1